

# BranchTRAK



*Presentation to the Mohegan Pequot Model Railroad Club*

April 24, 2016

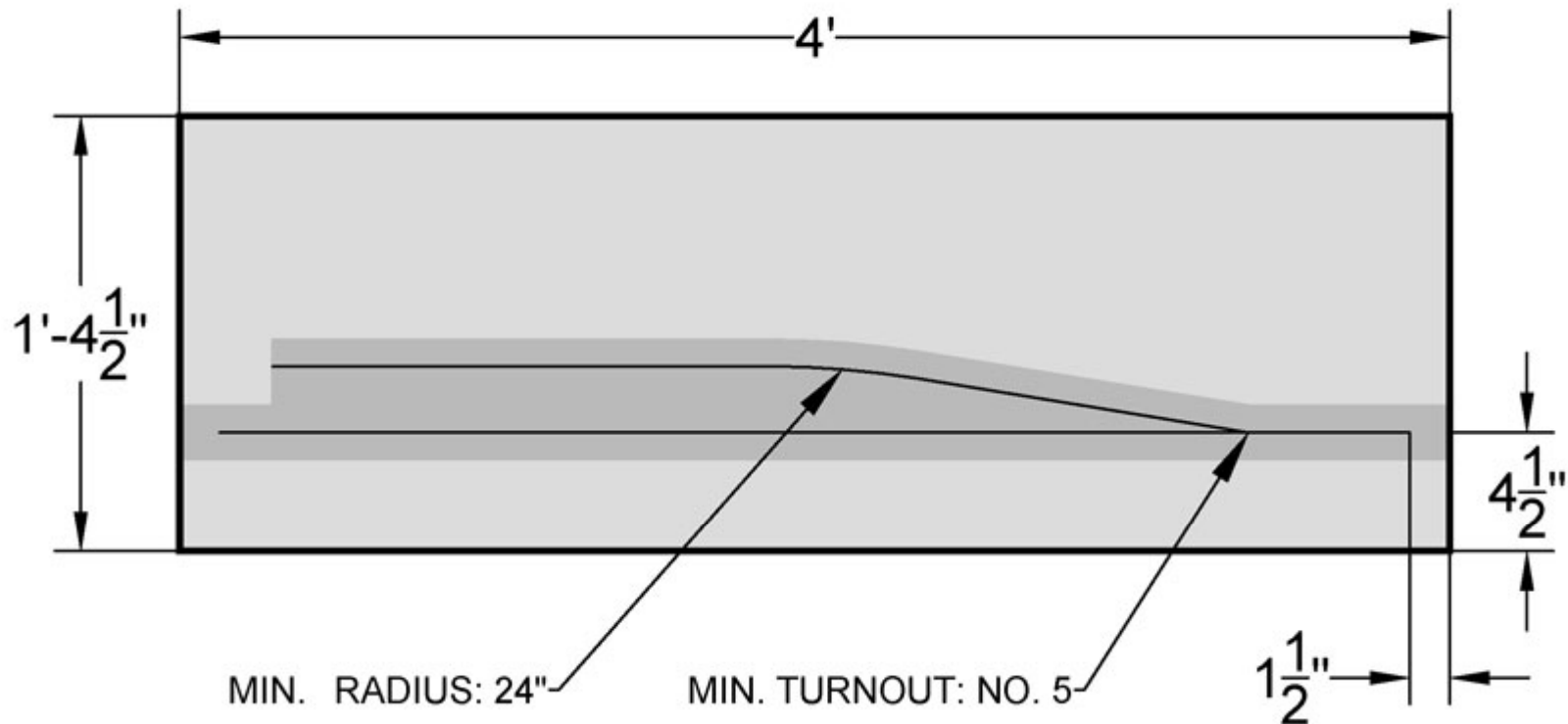
# What is BranchTRAK?

- HO Scale
- Single Mainline
- Table Top Modules

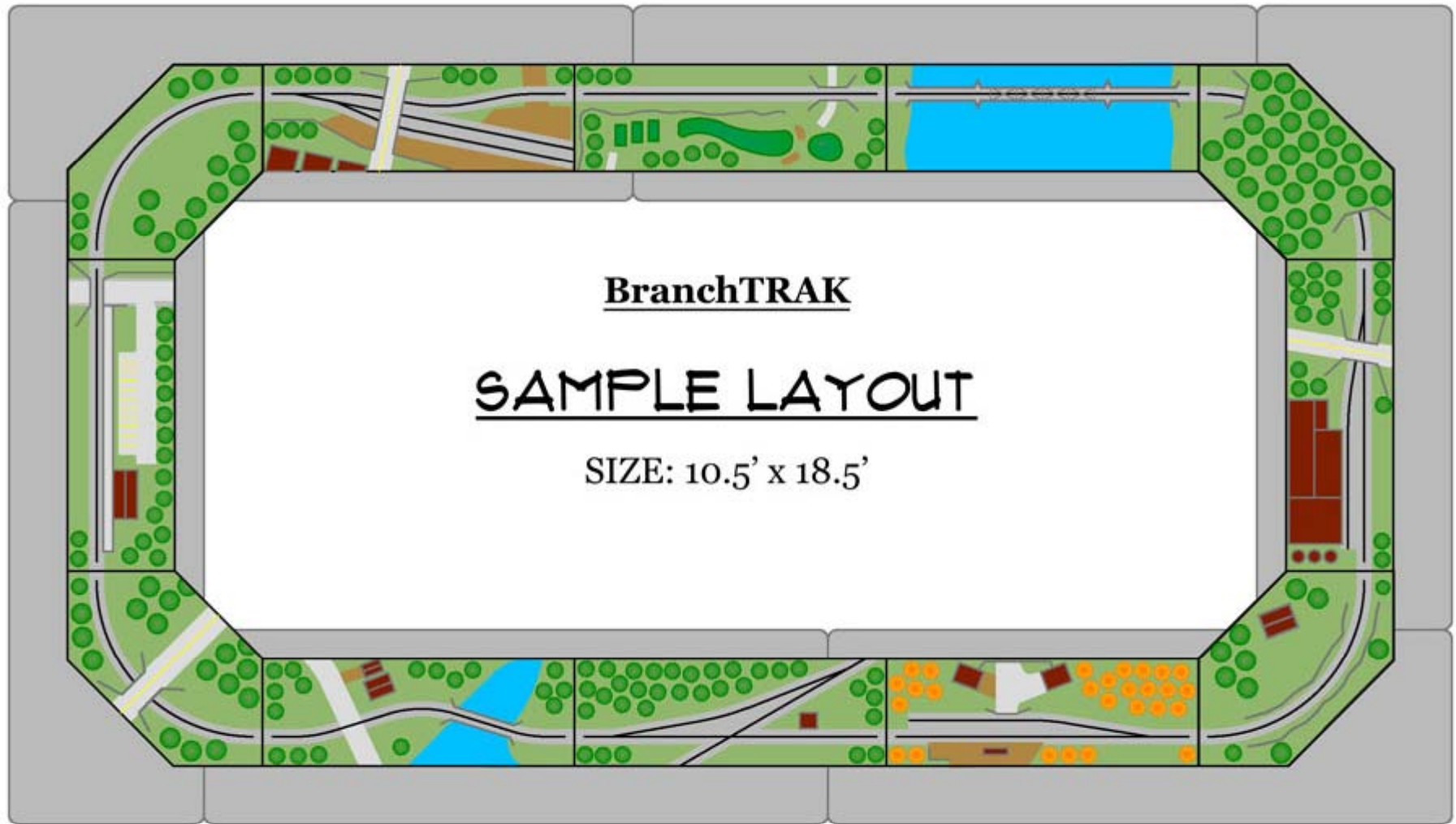


# BranchTRAK Basics

- Linear Modules
  - 16.5"x48"
- Corner Modules
  - 30"x30"
- Minimum Radius
  - 24" Radius
- Trackwork
  - Code 83
- Two Harnesses
  - DCC Power
  - DC Power
- Wireless Throttles
  - No control bus



# BranchTRAK Layout



# BranchTRAK Layout

## SETUP - 4A - FOUR TABLES

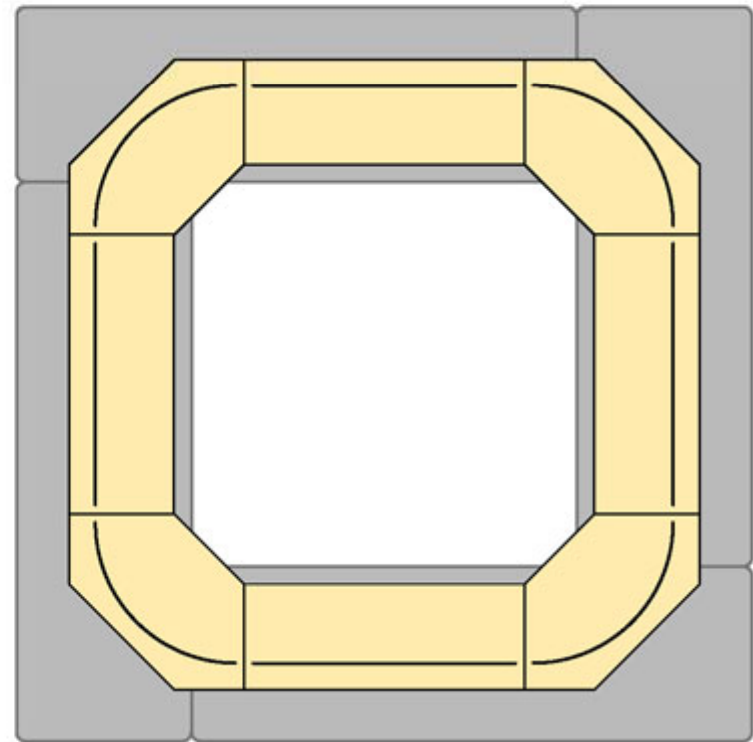
**SIZE:** 10.5'x10.5'

**W/ BARRIERS:** 16.5'x16.5'

**LINEAR MODULES:** 4

**CORNER MODULES:** 4

**MEMBERS:** 6



# BranchTRAK Layout

## SETUP - 6A - SIX TABLES

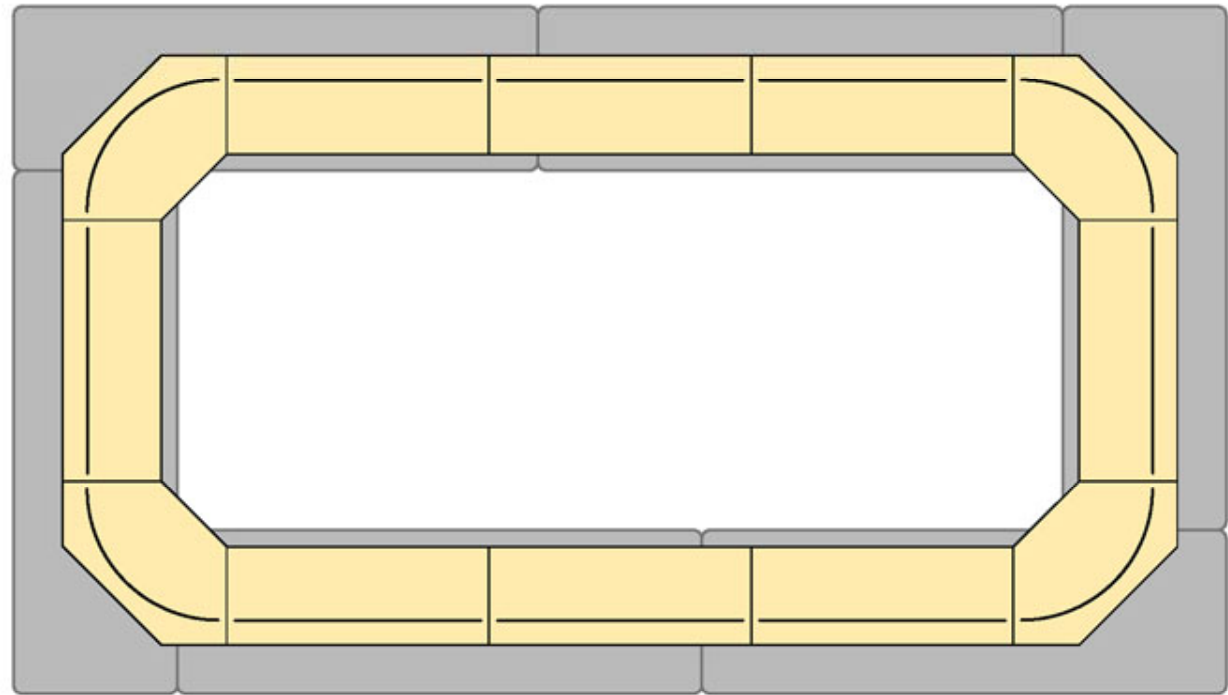
**SIZE:** 10.5'X18.5'

**W/ BARRIERS:** 16.5'X24.5'

**LINEAR MODULES:** 8

**CORNER MODULES:** 4

**MEMBERS:** 10



# BranchTRAK Layout

**SETUP - 8B - EIGHT TABLES**

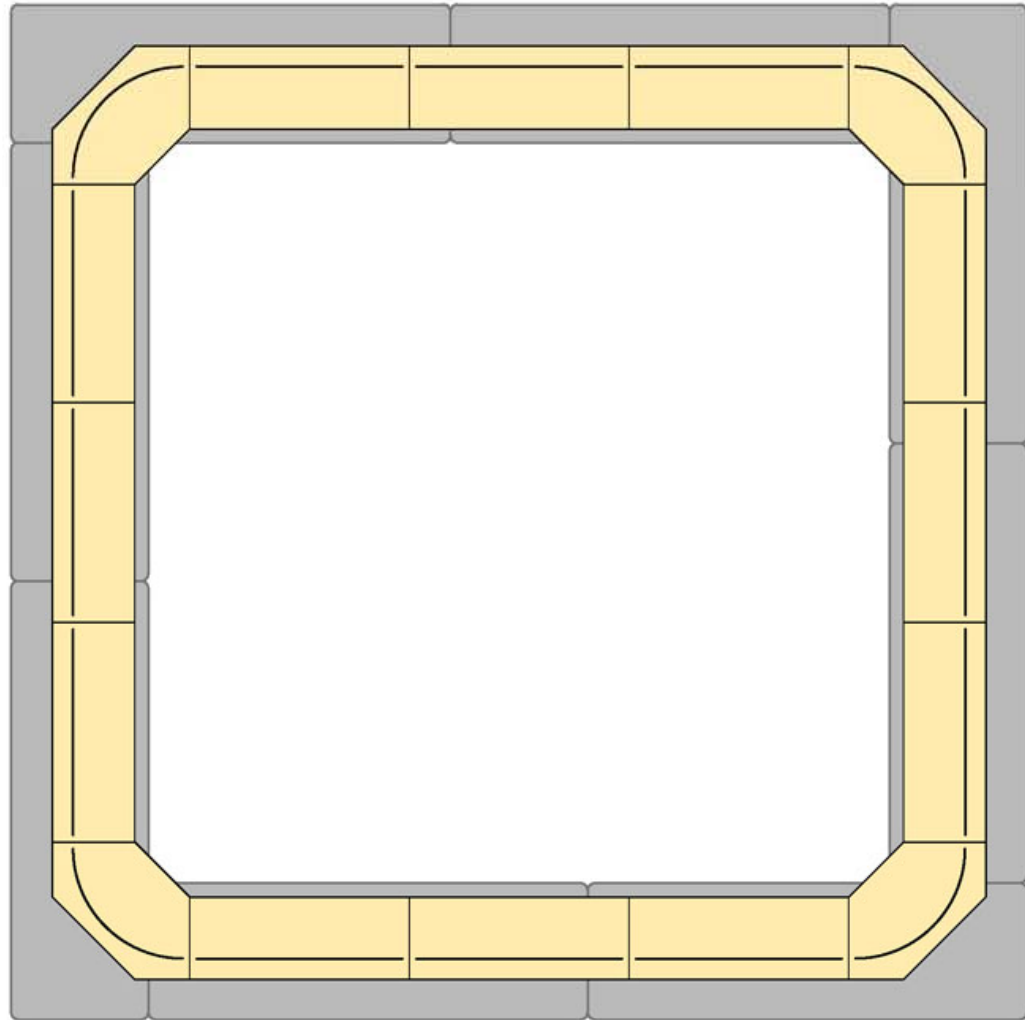
**SIZE:** 18.5'X18.5'

**W/ BARRIERS:** 24.5'X24.5'

**LINEAR MODULES:** 12

**CORNER MODULES:** 4

**MEMBERS:** 14



# BranchTRAK Layout

**SETUP - 10B - TEN TABLES**


**SIZE:** 18.5'x26.5'

**W/ BARRIERS:** 24.5'x32.5'

**LINEAR MODULES:** 16

**CORNER MODULES:** 4

**MEMBERS:** 18





# BranchTRAK Show Needs

- Members would bring:
  - Module
  - Train
- Optional Items
  - Table
  - Table Cloth
  - Bed Risers
  - Tools



# Why BranchTRAK?

- Simplified Construction
- Cost Containment
- Skill Development
- Easier Transportation
- Faster Show Setups
- More Show Opportunities
- Aligning Use and Design
- Responsibility Sharing



# More BranchTRAK

[www.branchtrak.com](http://www.branchtrak.com)

- Standards
- Philosophy
- Benchmark Plans
- Show Plans
- Sample Designs

